

www.creation-generation.org



- Artist and Creative Tutor
- 20 years Art & Design Teaching Experience
- Workshop Facilitator & Trainer
- Community Driven esp. with Intergenerational work

The Tides Turning” challenge is the ninth project from Creation Generation. This is the final week focuses on the power of the sea linking with World Ocean Day. As with all planned events we turn to the virtual experience to bring us together. These challenges have all been focused on looking for the silver linings from this challenging time. There has been an impact on our environment. Our life tides turn. The direction we now choose to swim will be telling. Welcome to Challenge 9!

As with all the challenges, you can scroll through the slides at your leisure and print off templates or the whole presentation if you want to! The Creation Generation artists range from age 2 to 70+ so I have decided to offer varying levels of challenge to you. **Little Uns (beginners)**, **I'll Give It a Go (intermediate)**, **I've Got This (Confident)** and **Master of my Art (Advanced)**. This is a true Intergenerational Community Project. All abilities welcome. **All I ask if that you enjoy yourself and you share with me what you create** by emailing me and/or posting pictures on my FB page: Natasha Rand Creation Generation (like or follow me if you haven't done so already). It is my intention to collate, collage and create large scale pieces of the art we have created, as a community. We may even exhibit what we make when this surreal and unsettling time of COVID 19 has passed! The online exhibition is looking great! Let's begin..... Let's Create....Let's Make Art Together!

Visit www.creation-generation.org – online gallery now available. Past challenges available.

PS Can I ask that you send back the GDPR form I have mailed you or send written email consent giving me permission to share your photos and send you info. Thanks.

“Tides Turning”

Inspired by World Ocean Day June 8th



FINAL IN THE FREE CONVID 19 CREATION GENERATION ART CHALLENGE SERIES

Alternative
Visual Arts Education
Inspiring Growth



Play **WORLD OCEAN DAY**

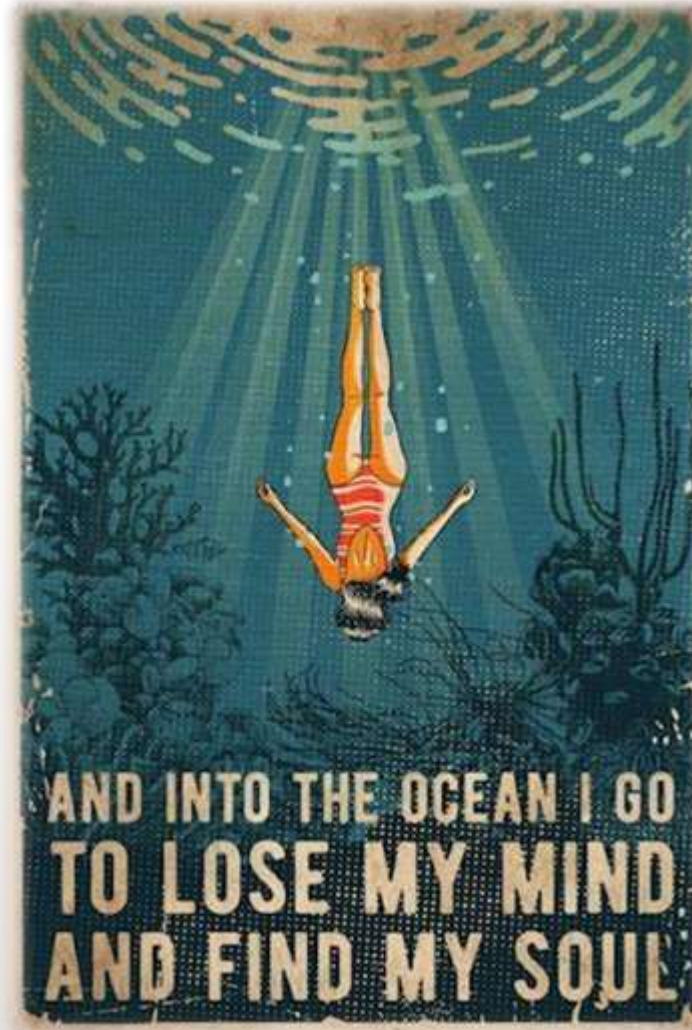
“Tides Turning” Creation Generation Challenge 9



The “Tides Turning” is an appropriately named project for the final CG Covid 19 challenge. As we start to move back into society it is a good time to see how this experience has changed us and the natural world.

- The world's oceans take up $\frac{3}{4}$ of the planet.
- 70% world's oxygen comes from the ocean
- ALL life depends on a healthy ocean

Pollution and greenhouse gas emissions have fallen across continents as countries try to contain the spread of the new coronavirus. Is this just a fleeting change, or could it lead to longer-lasting falls in emissions? Will this have made a big difference to our oceans? Can we work with Mother Nature and repair some damage?



As always, PLEASE send me photos of your art so I can collate the work for our community show on the other side of this. Sharing is part of our project – it's as important as the work created. Enjoy being kind. x Natasha FB page/ Instagram Natasha Rand Creation Generation

WHAT MATERIALS DO YOU NEED?



- **Paint colours – lots of blue/green/white**
- **Any art materials**
- **Scissors**
- **White paper/ Canvas/Card**
- **Paint brushes, mark making tools, fingers!**
- **Camera maybe**
- **Beach treasures and beach litter**
- **Flour/Sand**

LITTLE UNS (BEGINNERS)



[Angela Haseltine Pozzi](#) is the artistic and executive director behind Washed Ashore, "a non-profit, community-based organization with a mission of educating and creating awareness about marine debris and plastic pollution through art." Angela was inspired by the marine debris she saw accumulating on the beaches of her native Oregon. Through Washed Ashore, she organizes volunteers to clean up beaches and use the debris to construct larger-than-life sculptures of the animals most affected plastic pollution. "Until we run out of plastic on the beach," she says, "we will keep doing our work."



My little beach lady made by collaging my beach treasures and adding a few lines. Simple.

EASY EASY JUNK MODELLING



Angela Haseltine Pozzi created "Washed Ashore" from plastic on the beaches of Oregon

Model some creative sea creatures from your recycled "junk". Junk modelling is fantastic with to stimulate creativity.

My home-schooling art project this week!

OCEAN ARTISTS TO INSPIRE

Artists and activists have taken notice, using marine plastic as a medium, like paint or clay, to create artwork. Although often aesthetically beautiful, the works point to the concerning profusion of these plastics in our environment.



[Alejandro Durán](#) is a multimedia artist from Mexico City, now based in Brooklyn. The meticulously arranged photographs in his *Washed Up* series aim to "reveal the pervasive impact of consumer culture on the natural world" and "the fraught intersections of man and nature." On [his website](#), he encourages fans of his work to keep informed on the issue of plastic pollution and to make changes in their lives to reduce their impact on the environment.



[Tess Felix](#) uses plastic debris to create classical portraits of the activists and leaders who are working to clean up the world's oceans. She writes, "The contrast between the humanity of the figures and the plastic materials they are made of suggests that we are part of and responsible for the problem we have created." This portrait depicts Beth Terry, author of the book *My Plastic Free Life*



[Max Liboion](#) is a scholar, activist, and artist based in Newfoundland. In this work, created for an exhibition at the Anchorage Museum entitled [Gyre: The Plastic Ocean](#), she connects kitsch with a harsh reality. The "souvenir" globes are filled with plastics collected from the Hudson River and the rocks are made of bituminous coal from a closed landfill in Deadhorse Bay, both in in south Brooklyn.




[Mandy Barker](#) is a photographer who creates visually stunning works on the impact of oceanic waste. *Hong Kong Soup:1826* depicts plastics gathered from over 30 different beaches in Hong Kong, where over 1,826 tons of plastic waste are added to landfills every day. The panda on the lighter in the foreground of this image, she writes, "represents endangered species and faces away from the group, symbolizing mother nature turning its back on man's inability to take ownership of its waste."



KURT JACKSON



KURT JACKSON IS A BRITISH PAINTER WHOSE LARGE CANVASES REFLECT A CONCERN WITH NATURAL HISTORY, ECOLOGY AND ENVIRONMENTAL ISSUES. BORN IN BLANDFORD, DORSET, THE SON OF TWO PAINTERS, HE DEVELOPED AN EARLY INTEREST IN NATURAL HISTORY AND LANDSCAPE. HE STUDIED ZOOLOGY AT ST PETER'S COLLEGE, OXFORD, BUT SPENT MOST OF HIS TIME ATTENDING CLASSES AT THE RUSKIN SCHOOL OF DRAWING AND FINE ART OR PAINTING IN THE COUNTRYSIDE AROUND OXFORD. IN 1984 HE AND HIS WIFE CAROLINE JACKSON MOVED TO CORNWALL; CURRENTLY HE LIVES AND WORKS NEAR ST JUST, PENWITH



I'LL GIVE IT A GO (INTERMEDIATE)

Create Art When Out and About

Pack your art back pack and head out into nature. If you are not near the coast then look up or around. Nature will offer you colour, shape, texture and pattern.

Observe the everyday, take time to LOOK and then record with playful fun. There is no right or wrong way. Its your interpretation of the world.

- Sketch pad – good gram paper offers versatility as to what art materials you can use.
- Pencil, black biro, rubber and sharpener
- Water bottle or if at the beach use the sea water like Kurt!
- Watercolour pencils or small tin.

(I love ink tense pencils because of their strength of colour)

Check out my FB videos mini tutorials on how to create and practise simple painting techniques when painting seascapes.



See the video of my time creating at the beach on my FB page.





The horizon line is a good place to start!

I have taken these photos for your inspiration (or for you if you do not live near the beach. An image search will help you find your beach picture.

PLEASE remember to socially distance if you are visiting the beach. I got up very early to take these or went at the end of the day so we could avoid people.






WE'VE GOT
THIS
(CONFIDENT)





Playing with painting techniques can be a great way to see what effects you would like to use.



Brushes
Flat knife
Toothbrush
Fingers
Pens & Water



Different types of paint create different effects.



Online tutorial video will be available to watch how I create these effects. Its paint play but you should pick up a trick or two. Details on my FB page.

Kurt Jackson's Image


Photo of West Bay

My paint palette.

One afternoon in the sun experimenting.



Simple one point perspective is a good place to start. Just look for the shadows and where the light changes colours





Natasha Rand

My work: My Inspiration: The Beach

My place of pure harmony is the beach. To me it is a place of energy, space and stimulation. I cannot fail to find inspiration to create, make and I feel the need to capture the essence of the coast. I paint, I photograph, I print, I journal, I make silver treasure from natural treasure. It is the my place to gain my sense of purpose and reflect. I want to capture my feelings in the work I create. It really is a way to creative calm for me. I am excited to be able to return to this space after isolation. I hope you too can head back to your favourite place soon.



“Tides Turning”
Inspired by World Ocean Day June 8th 2020


CREATION
GENERATION

Please take a photo of your art either with you holding it or hanging up and displayed in your home.

**Then send the picture of your art work to:
Creation Generation as a jpeg as an email attachment to
info@creation-generation.com**

Or

**Post your image on FB page Natasha Rand Creation Generation
Don't forget you can join the on Instagram or visit www.creation-generation.org**



Can I take this opportunity to say thank you for joining in with this series of challenges. When I started sending out this work on the 23rd March I never imagined that during isolation I could feel so connected with a community. Its been a privilege to inspire your art, help the schools and parents with their creative education and curate our online exhibition. The online gallery is a wonderful, creative documentation of our time creating together in isolation. Available for viewing on www.creation-generation.com

CREATION GENERATION

Alternative
Visual Arts Education
Inspiring Growth

Creation Generation has some exciting projects lined up. Arts Award clubs are in preparation, art tutorials, workshops and community collaboration are in progress and this new virtual way of sharing creativity will continue. Please keep in touch via all my media channels and I hope one day soon to meet and work with some of you in person.

For now take care. Natasha

